

NEW AMERICANS IN OKLAHOMA





5.5% of Oklahomans are foreign born.

10.5% of Oklahomans are Latino or Asian.


31.9% of immigrants in the state are eligible to vote.

3.3% of registered voters are New Americans.



Oklahoma has 8,445 foreign students who contribute **\$174.6 million** to the state economy.

29.2% of foreign-born adults have a bachelor's degree or higher.




Asian-owned businesses in Oklahoma have sales and receipts of **\$1.8 billion**.

Latino-owned businesses in Oklahoma have sales and receipts of **\$1.7 billion**.

Immigrants are **7.2%** of the state's workforce. **3%** of the workforce is unauthorized.

The purchasing power of Oklahoma's Latino population and Asian population, respectively, is **\$6.2 billion** and **\$2 billion**.



89.1% of Oklahoma's children with immigrant parents are U.S. citizens.

85.7% of children with immigrant parents are English proficient.

DID YOU KNOW? Oklahoma would lose **\$580 million** in economic activity if unauthorized immigrants were removed.

www.immigrationpolicy.org