


NEW AMERICANS IN MISSISSIPPI



2.1% of Mississippians are foreign born.


3.6% of Mississippians are Latino or Asian.

30.7% of immigrants in the state are eligible to vote.



Mississippi has 2,467 foreign students who contribute **\$42.3 million** to the state economy.

29.6% of foreign-born adults have a bachelor's degree or higher.




Asian-owned businesses in Mississippi have sales and receipts of **\$1.4 billion**.

Latino-owned businesses in Mississippi have sales and receipts of **\$323.7 million**.

Immigrants are **2.8%** of the state's workforce. **2.9%** of the workforce is unauthorized.

The purchasing power of Mississippi's Latino population and Asian population, respectively, is **\$1.9 billion** and **\$1 billion**.



85.4% of Mississippi's children with immigrant parents are U.S. citizens.

85.5% of children with immigrant parents are English proficient.

DID YOU KNOW? Mississippi would lose **\$583 million** in economic activity if unauthorized immigrants were removed.

www.immigrationpolicy.org