

# NEW AMERICANS IN KENTUCKY




**3.2%** of Kentuckians are foreign born.

**4.1%** of Kentuckians are Latino or Asian.


**34.2%** of immigrants in the state are eligible to vote.

**1.8%** of registered voters are New Americans.



Kentucky has 4,669 foreign students who contribute **\$97.4 million** to the state economy.

**39.7%** of foreign-born adults have a bachelor's degree or higher.




Asian-owned businesses in Kentucky's have sales and receipts of **\$2.1 billion**.

Latino-owned businesses in Kentucky's have sales and receipts of **\$906.9 million**.

Immigrants are **4.4%** of the state's workforce. **2.6%** of the workforce is unauthorized.

The purchasing power of Kentucky's Latino population and Asian population, respectively, is **\$2.6 billion** and **\$2 billion**.



**83.7%** of Kentucky's children with immigrant parents are U.S. citizens.

**80.6%** of children with immigrant parents are English proficient.

**DID YOU KNOW?** Kentucky would lose **\$1.7 billion** in economic activity if all unauthorized immigrants were removed.