

NEW AMERICANS IN ILLINOIS




13.7% of Illinoisans are foreign born.

20.5% of Illinoisans are Latino or Asian.


43.7% of immigrants in the state are eligible to vote.

10% of registered voters are New Americans.



Illinois has 31,093 foreign students who contribute **\$869.2 million** to the state economy.

34.2% of foreign-born adults have a bachelor's degree or higher.




Asian-owned businesses in Illinois have sales and receipts of **\$18.5 billion**.

Latino-owned businesses in Illinois have sales and receipts of **\$10.3 billion**.

Immigrants are **17.5%** of the state's workforce. **5.6%** of the workforce is unauthorized.

The purchasing power of Illinois's Latino population and Asian population, respectively, is **\$43.6 billion** and **\$23.8 billion**.



89.8% of Illinois's children with immigrant parents are U.S. citizens.

80.4% of children with immigrant parents are English proficient.

DID YOU KNOW? Illinois would lose **\$25.6 billion** in economic activity if all unauthorized immigrants were removed.