

NEW AMERICANS IN HAWAII




18.2% of Hawaii's residents are foreign born.

47.8% of Hawaii's residents are Latino or Asian.


56.9% of immigrants in the state are eligible to vote.

14.4% of registered voters are New Americans.



Hawaii has 5,000 foreign students who contribute **\$116.8 million** to the state economy.

The number of immigrants with a college degree increased **34%** over the last decade


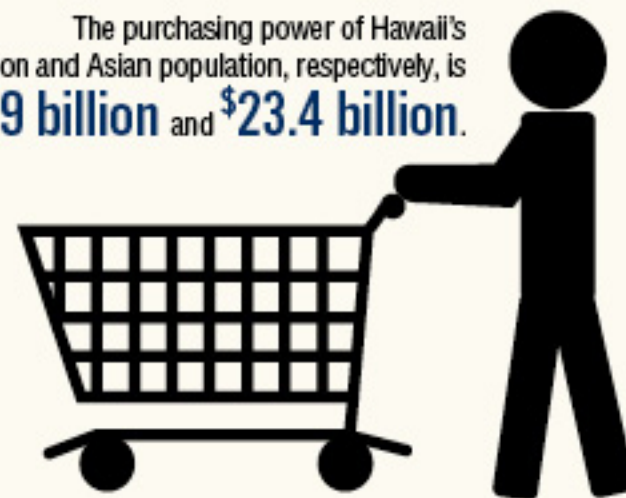


Asian-owned businesses in Hawaii have sales and receipts of **\$18.2 billion**.

Latino-owned businesses in Hawaii have sales and receipts of **\$671.7 million**.

Immigrants are **21.4%** of the state's workforce. **4.6%** of the workforce is unauthorized.

The purchasing power of Hawaii's Latino population and Asian population, respectively, is **\$2.9 billion** and **\$23.4 billion**.



88% of Hawaii's children with immigrant parents are U.S. citizens.

86% of children with immigrant parents are English proficient.

DID YOU KNOW? Hawaii would lose **\$2 billion** in economic activity if all unauthorized immigrants were removed.