

NEW AMERICANS IN CONNECTICUT




13.6% of Connecticuters are foreign born.

17.3% of Connecticuters are Latino or Asian.


46.8% of immigrants in the state are eligible to vote.

11.3% of registered voters are New Americans.



Connecticut has 9,268 foreign students who contribute **\$288.1 million** to the state economy.

The number of immigrants with a college degree increased **44.8%** over the last decade.


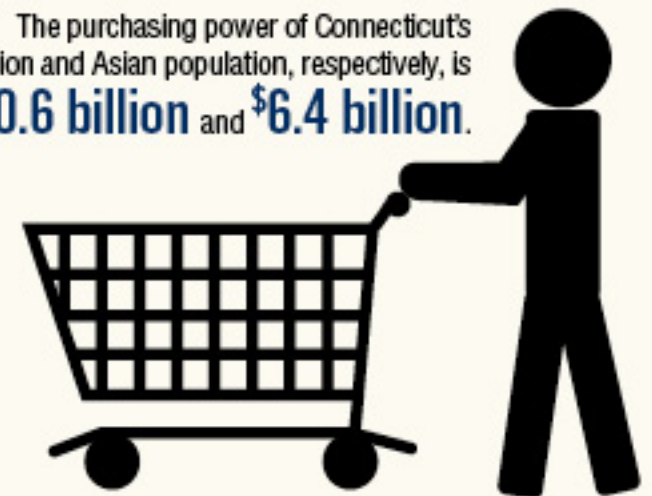


Asian-owned businesses in Connecticut have sales and receipts of **\$3.3 billion**.

Latino-owned businesses in Connecticut have sales and receipts of **\$2.5 billion**.

Immigrants are **16.8%** of the state's workforce. **4.5%** of the workforce is unauthorized.

The purchasing power of Connecticut's Latino population and Asian population, respectively, is **\$10.6 billion** and **\$6.4 billion**.



86.2% of Connecticut's children with immigrant parents are U.S. citizens.

90.8% of children with immigrant parents are English proficient.

DID YOU KNOW? Connecticut would lose **\$5.6 billion** in economic activity if unauthorized immigrants were removed.