

NEW AMERICANS IN ARIZONA




13.4% of Arizonans are foreign born.

32.5% of Arizonans are Latino or Asian.


36.3% of immigrants in the state are eligible to vote.

9.7% of registered voters are New Americans.



Arizona has 10,676 foreign students who contribute **\$243 million** to the state economy.

The number of immigrants with a college degree increased **86.6%** over the last decade.




Asian-owned businesses in Arizona have sales and receipts of **\$4.5 billion**.

Latino-owned businesses in Arizona have sales and receipts of **\$8 billion**.

Immigrants are **16.6%** of the state's workforce. **7.4%** of the workforce is unauthorized.

The purchasing power of Arizona's Latino population and Asian population, respectively, is **\$33.9 billion** and **\$6.5 billion**.



87.3% of Arizona's children with immigrant parents are U.S. citizens.

79.5% of children with immigrant parents are English proficient.

DID YOU KNOW? Arizona would lose **\$48.8 billion** in economic activity if all unauthorized immigrants were removed.